

# PRIVÉ POD






# Optimise your workspace

The PRIVÉ Pod offers an instant solution for your Workspace, from Virtual Meetings to In-person Collaborations with Teams of 10+

## Why are office booths so important

The PRIVÉ Pod from Siam steel is a fifth generation product, having been enhanced for over 4 years to create a thoughtfully designed space that takes into consideration the diverse work patterns and activities that employees engage in throughout the day. Not only does it provide excellent sound isolation but it also offers a range of amenities and equipment within arm's reach, allowing for seamless and efficient daily work. With computer controlled adjustable lighting and ventilation, fabric linings and magnetic locks, our booth enhances productivity and fosters collaboration. Experience the quality difference and discover a new level of productivity, technology and comfort in your work space.



## SPEECH LEVEL REDUCTION >30DBA

Using ISO 23351-1:2020

## SOUND ABSORBING WALL

The side walls of the acoustic booth consists of no less than 6 layers of materials designed to effectively block and absorb sound.

## ENVIRONMENT CONTROLLER

The three way computerised dimmer panel allows users to have full control over the ventilation speed, brightness, and colour temperature, allowing them to create a personalised and ideal working environment that promotes productivity. Presence detection automatically turns lights on, but can be over-ridden to turn all functions off.



## AIR VENTILATION

### Computer Controlled Automatic Refresh

The PRIVÉ Pod is unique in being controlled by a computer, which (amongst other functions) is programmed to ventilate the air automatically every 30 minutes when nobody is inside, which keeps the booth fresh.

## MOVABLE DESIGN

For flexible placement and effortless movement. The Acoustic Pods for Offices have wheels so that you can move it easily in your building. You don't have to hire movers for small jobs anymore.





## • OFFICE FURNITURE



# Model S

**Capacity :** 1

**Ventilation :** 0~49m<sup>3</sup> (1729.7cu.ft.) /hr adjustable, ≈2.5mins/change, auto-refresh

**Lighting :** 3000k-6000k, 0-1800lm, adjustable, Anti-glare index 20, CRI 92Ra, flicker-free

**Power :** Maximum 40W

**Acoustic :** 30dB, Class A in ISO 23351


**Power outlet :** 5 Hole universal outlet x 2, USB TypeA x 1, USB TypeC x 1






## Your Personal Oasis in the Office!

Model S, a versatile and compact workspace solution that is perfect for solo working, phone calls, and meditation. With its dimensions of 1 m<sup>2</sup>, this portable booth can be easily placed anywhere in the office, providing a private and quiet space for focused work or confidential conversations.



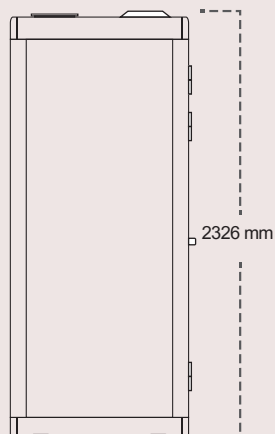
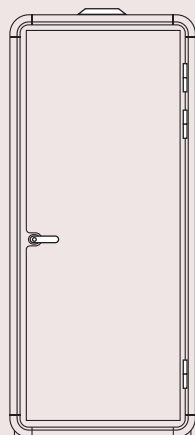
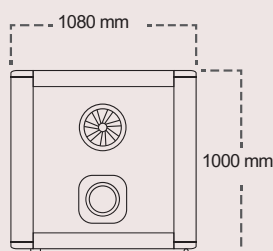
WM PERCH SEAT  
+  
WM SHELF TABLE



ADJUSTABLE STOOL  
+  
WML-SHAPE SHELF TABLE



SQUARE BENCH  
+  
C-TABLE



### Int. Size

W: 942mm (37.1")  
D: 960mm (37.8")  
H: 2146mm (84.5")

### Door Passage

W: 918mm (36.1")  
H: 2118mm (83.4")

### Net Weight

265 kg (584.2 lbs)

### Floor space

≈1m<sup>2</sup> (10.76 sq.ft)

## • OFFICE FURNITURE



# Model M

**Capacity :** 2

**Ventilation :** 0~74m<sup>3</sup> (2612.2cu.ft.)/hr, adjustable, ≈4mins/change, auto-refresh

**Lighting :** 3000k-6000k, 0-1800lm, adjustable, Anti-glare index 20, CRI 92Ra, flicker-free

**Power :** Maximum 52W

**Acoustic :** 30dB, Class A in ISO 23351

**Power outlet :** 5 Hole universal outlet x 2, USB TypeA x 1, USB TypeC x 1





## Maximizing Productivity, Privacy, and Peace

With its spacious dimensions of 2.2m<sup>2</sup>, Model M offers a flexible and adaptable space that caters to your various needs. Whether you require a personal workstation, a conversation room, or a quiet reading nook, the M booth provides the perfect environment for focused work, private meetings, or relaxation. It is an ideal acoustic solution for businesses of all sizes, providing a cost-effective option for creating dedicated spaces within the office.



Swivel armchair  
+  
WM working table



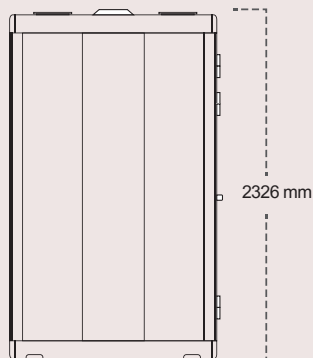
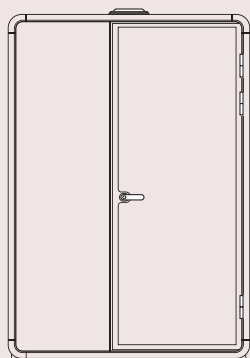
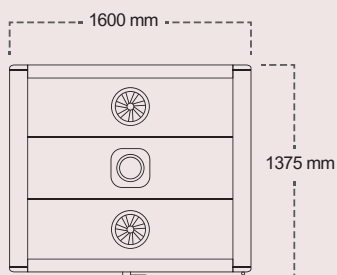
Adjustable stool x 2  
+  
WM bar table



Corner bench x 2  
+  
WM F2F table



Privacy couch  
+  
C-shaped and table



### Int. Size

W: 1462mm (57.6")  
D: 1335mm (52.6")  
H: 2146mm (84.5")

### Door Passage

W: 741mm (29.2")  
H: 2118mm (83.4")

### Net Weight

265 kg (584.2 lbs)

### Floor space

≈ 2.2m (23.68sq.ft)

## • OFFICE FURNITURE



# Model SL

**Capacity :** 2

**Ventilation :** 0~74m<sup>3</sup> (2612.2cu.ft.) /hr adjustable, ≈4mins/change, auto-refresh

**Lighting :** 3000k-6000k, 0-1800lm, adjustable, Anti-glare index 20, CRI 92Ra, flicker-free

**Power :** Maximum 60W

**Acoustic :** 30dB, Class A in ISO 23351

**Power outlet :** 5 Hole universal outlet x 2, USB TypeA x 1, USB TypeC x 1





## Elevate Communication, Inspire Collaboration

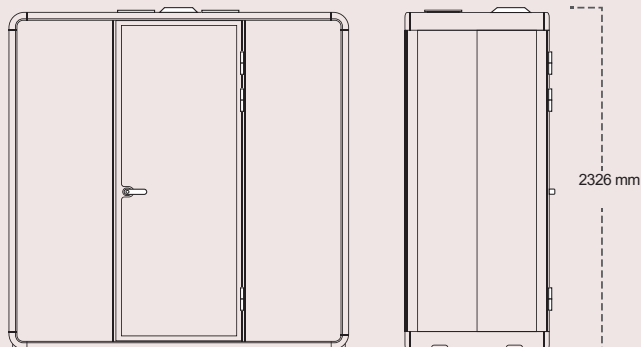
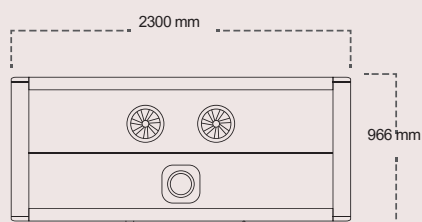
Model SL is specifically designed to fit in narrow areas such as corridors, optimizing the use of available space. Its slim body of 2.3m\*1.0m makes it incredibly convenient to set up in any office setting for a comfortable acoustic chat room, providing employees with easily accessible areas for face-to-face conversations. Whether it's a quick catch up or a confidential meeting, the SL booth offers a seamless and hasslefree solution for fostering effective communication in the workplace.



82 couch x 2  
+  
Trapezoidal coffee Table



82 couch x 2 + Back pilaster  
+  
Trapezoidal coffee Table



### Int. Size

W: 2162mm (85.1")  
D: 926mm (36.5")  
H: 2146mm (84.5")

### Door Passage

W: 741mm (29.2")  
H: 2118mm (83.4")

### Net Weight

265 kg (584.2 lbs)

### Floor space

≈ 2.2m<sup>2</sup> (23.68sq.ft)

## • OFFICE FURNITURE



# Model L

**Capacity :** 4

**Ventilation :** 0-148m<sup>3</sup> (5224.4cu.ft.)/hr adjustable, ≈ 3.5mins/change, auto-refresh

**Lighting :** 3000k-6000k, 0-1800lm, adjustable, Anti-glare index 20, CRI 92Ra, flicker-free

**Power :** Maximum 100W

**Acoustic :** 30dB, Class A in ISO 23351

**Power outlet :** 5 Hole universal outlet x 2, USB TypeA x 1, USB TypeC x 1





## Seamless Meetings, seamless creativity

Model L, a versatile and innovative 2.3m\*1.8m room that effortlessly accommodates up to 4 people for meetings or serves as a spacious supervisor office. Its exceptional acoustic features ensure crystal-clear sound during video conferences, eliminating echo or external noise disruptions. With its clever design and ample space, the L booth provides a tranquil environment for focused work and privacy, making it a perfect solution for both collaborative sessions and individual productivity.



163 couch x 2  
+  
125 meeting table



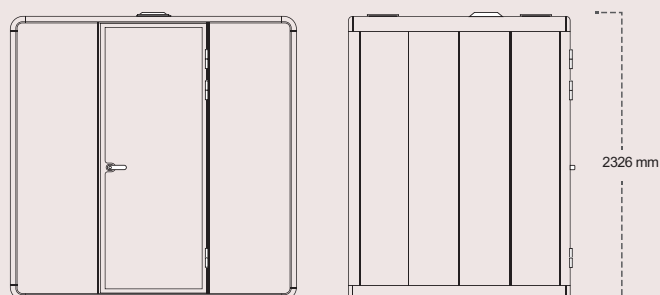
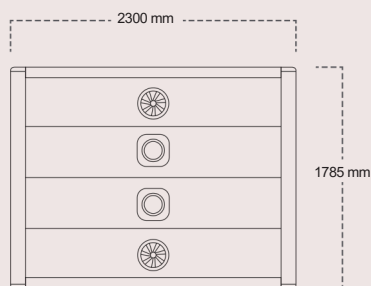
163 couch x 2 + Back pilaster  
+  
WM 125 meeting table



Ergonomic office chair  
+  
Electrical adjustable desk



200 L -shape couch  
+  
C-table



### Int. Size

W: 2162mm (85.1")  
D: 1745mm (36.5")  
H: 2146mm (84.5")

### Door Passage

W: 741mm (29.2")  
H: 2118mm (83.4")

### Net Weight

265 kg (584.2 lbs)

### Floor space

≈2.2m<sup>2</sup> (23.68sq.ft)

## • OFFICE FURNITURE



# Model XL

**Capacity :** 6

**Ventilation :** 0-221m<sup>3</sup> (7801.3cu.ft.)/hr Adjustable, ≈4mins/change, auto-refresh

**Lighting :** 3000k-6000k, 0-1800lm, adjustable, Anti-glare index 20, CRI 92Ra, flicker-free

**Power :** Maximum 120W

**Acoustic :** 30dB, Class A in ISO 23351

**Power outlet :** 5 Hole universal outlet x 2, USB TypeA x 1, USB TypeC x 1



## Unleash Collaborative Excellence

Model XL is a highly adaptable and spacious meeting room of 2.6m\*2.5m, comfortably accommodating up to six individuals. Its strategic positioning near the workstation area ensures quick and seamless communication among project teams. With the ability to customize its size, the XL booth offers flexibility to meet the need for larger meetings or other scenarios more than just in the office.



Meeting chair x 6  
+  
180 meeting table



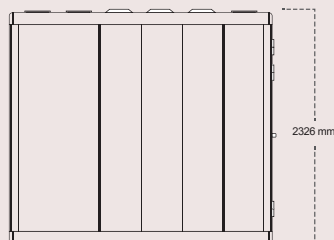
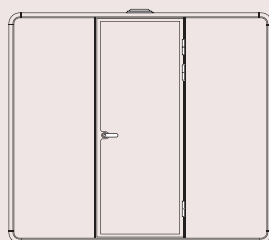
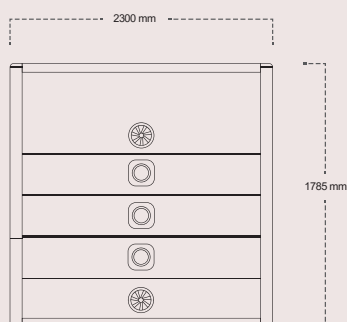
Adjustable stool x 6  
+  
Back pillar  
+  
WM 180 bar table



Swivel armchair x 4  
+  
Rounded table



230 L -shape couch  
+  
C-table



### Int. Size

W: 2462mm (96.6")  
D: 2447mm (96.3")  
H: 2146mm (84.5")

### Door Passage

W: 741mm (29.2")  
H: 2118mm (83.4")

### Net Weight

265 kg (584.2 lbs)

### Floor space

≈ 6.46m<sup>2</sup> (69.6sq.ft)



